

MH3295

Track Material Handler



Safe and Comfortable

- Patented cab-to-ground hydraulic cab riser comes standard and can be lowered 360 degrees around the machine, making it easier and safer for operators to enter/exit the machine.
- Unsurpassed visibility with a cab riser that can reach 7.48 m (24'7").
- Close Proximity Stick Limiter (standard) prevents work tool from coming into close proximity to the operator station.
- Enhanced operator comfort with air suspension, heated, and ventilated seat with reclining back, upper and lower slide adjustments, and height and tilt angle adjustments for operator preference.

More Power, Less Fuel

- Cat® C18 Turbo Assist engine with ACERT™ Technology produces up to 391 kW (524 hp) and meets U.S. EPA Tier 4 Final/EU Stage IV emission standards while saving fuel and extending service intervals.
- Integrated regeneration is provided by the Caterpillar patented Adaptive Control System (ACS) valve for the hydraulic cylinders that provides lower fuel consumption.
- Two engine power modes and automatic engine speed control assist in reducing fuel consumption.
- Automatic engine idle shutdown turns off the engine when it idles for more than a specified amount of time.
- High-capacity hydraulic cooling system for longer component life, higher efficiency, and lower repair cost.
- Electro hydraulic joystick controls provide easy joystick effort to work quickly and efficiently while conserving fuel.

Increased Productivity

- Exclusive Cat Adaptive Control System (ACS) valve puts hydraulic flow where it's needed when it's needed for smoother operation and greater fuel efficiency.

- **Barge Front:** For inland waterways, the MH3295 offers the 17.2 m (56'6") front which features a shorter boom and stick optimized for below grade lift performance.
- **Scrap Front:** For scrap applications, the MH3295 offers the 22 m (71'6") front which is optimized for above grade lift performance where material sorting and stockpiling is required.

Easy to Service

- Safe and convenient ground level or platform access to most routine maintenance items, such as grease points.
- Variable speed reversing fan is standard and programmable from the cab to purge debris at specified time intervals, lowering operating temperatures for longer component life, higher efficiency and lower repair cost.
- Unmatched accessibility and safety with full length walkways and pass through service bay with non-slip surfaces.
- Less maintenance with greaseless bearings in the cab riser linkage.

Efficiency with Technology

- Product Link™ system connects owners to their equipment, providing access to machine location, hours, fuel consumption idle time, events, and diagnostic codes through VisionLink®.
- The cab LCD monitor is easy to see and navigate. Programmable in up to 42 languages the monitor clearly displays critical information you need to operate efficiently and effectively.
- SmartBoom™ technology feature reduces stress and vibration while extending work tool and machine life and reducing fuel consumption.



MH3295 Track Material Handler Specifications

Engine

Engine Model	Cat C18 ACERT	
Emissions	Tier 4 Final/Stage IV	
Net Flywheel Power	397 kW	533 hp
Net Power – SAE J1349	397 kW	533 hp
Net Power – SAE J1349 (metric)	397 kW	539.7 PS
Engine rpm		
Operation	1,700 rpm	
Travel	1,900 rpm	
Bore	145 mm	5.7 in
Stroke	183 mm	7.2 in
Displacement	18.1 L	1,104.5 in ³

- No engine power derating required below 2300 m (7,500 ft) altitude.
- Net power advertised is the power available at the flywheel when the engine is equipped with fan, air cleaner, muffler and alternator.
- Rating at 1,700 rpm (Implement).

Weights

Operating Weight Base Machine (excludes work tool)		
Barge Front	95 635 kg	210,839 lb
Scrap Front	99 362 kg	219,056 lb
Ground Pressure Base Machine (excludes work tool)		
Barge Front	710.4 kPa	103.0 psi
Scrap Front	738.1 kPa	107.0 psi

Track

Long Undercarriage	750 mm	30 in
Number of Shoes Each Side – Long Undercarriage	51	
Number of Track Rollers Each Side – Long Undercarriage	9	
Number of Carrier Rollers Each Side	3	

Swing Mechanism

Swing Speed	6.2 rpm	
Swing Torque	260 kN·m	191,766 lbf-ft

Drive

Maximum Travel Speed	4.5 km/h	2.8 mph
Maximum Drawbar Pull – Long Undercarriage	590 kN	132,637 lbf

Service Refill Capacities

Fuel Tank Capacity	1225 L	323 gal
Cooling System	74 L	20 gal
Engine Oil	60 L	16 gal
Swing Drive (each)	19 L	5 gal
Final Drive (each)	21 L	5.5 gal
Hydraulic System (including tank)	997 L	263 gal
Hydraulic Tank	813 L	215 gal
DEF Tank	48 L	13 gal

MH3295 Track Material Handler Specifications

Hydraulic System

Main System – Maximum Flow (total)		
Implement	905 L/min	239 gal/min
Travel	1064 L/min	281 gal/min
Main System – Maximum Flow (× 2 pumps)		
Implement	453 L/min	120 gal/min
Travel	532 L/min	141 gal/min
Swing System – Maximum Flow	Flow provided by implement hydraulic pump	
Maximum Pressure		
Equipment – Normal	35 000 kPa	5,076 psi
Travel	35 000 kPa	5,076 psi
Swing	35 000 kPa	5,076 psi
Pilot System		
Maximum Flow	67 L/min	17.7 gal/min
Maximum Pressure	4.0-4.4 MPa	580-638 psi
Boom Cylinder (Barge)		
Bore	210 mm	8.3 in
Stroke	1967 mm	77.4 in
Stick Cylinder (Barge)		
Bore	210 mm	8.3 in
Stroke	1967 mm	77.4 in
Boom Cylinder (Scrap)		
Bore	210 mm	8.3 in
Stroke	1967 mm	77.4 in
Stick Cylinder (Scrap)		
Bore	190 mm	7.5 in
Stroke	1758 mm	69.2 in

Sound Performance

ISO 6395 (external)	109 dB(A)
ISO 6396 (inside cab)	74 dB(A)

- When properly installed and maintained, the cab offered by Caterpillar, when tested with doors and windows closed according to ANSI/SAE J1166 OCT98, meets OSHA and MSHA requirements for operator sound exposure limits in effect at time of manufacture.
- Hearing protection may be needed when operating with an open operator station and cab (when not properly maintained or doors/windows open) for extended periods or in a noisy environment.

Standards

Brakes	SAE J1026 APR90
Cab/FOGS	SAE J1356 FEB88 ISO 10262

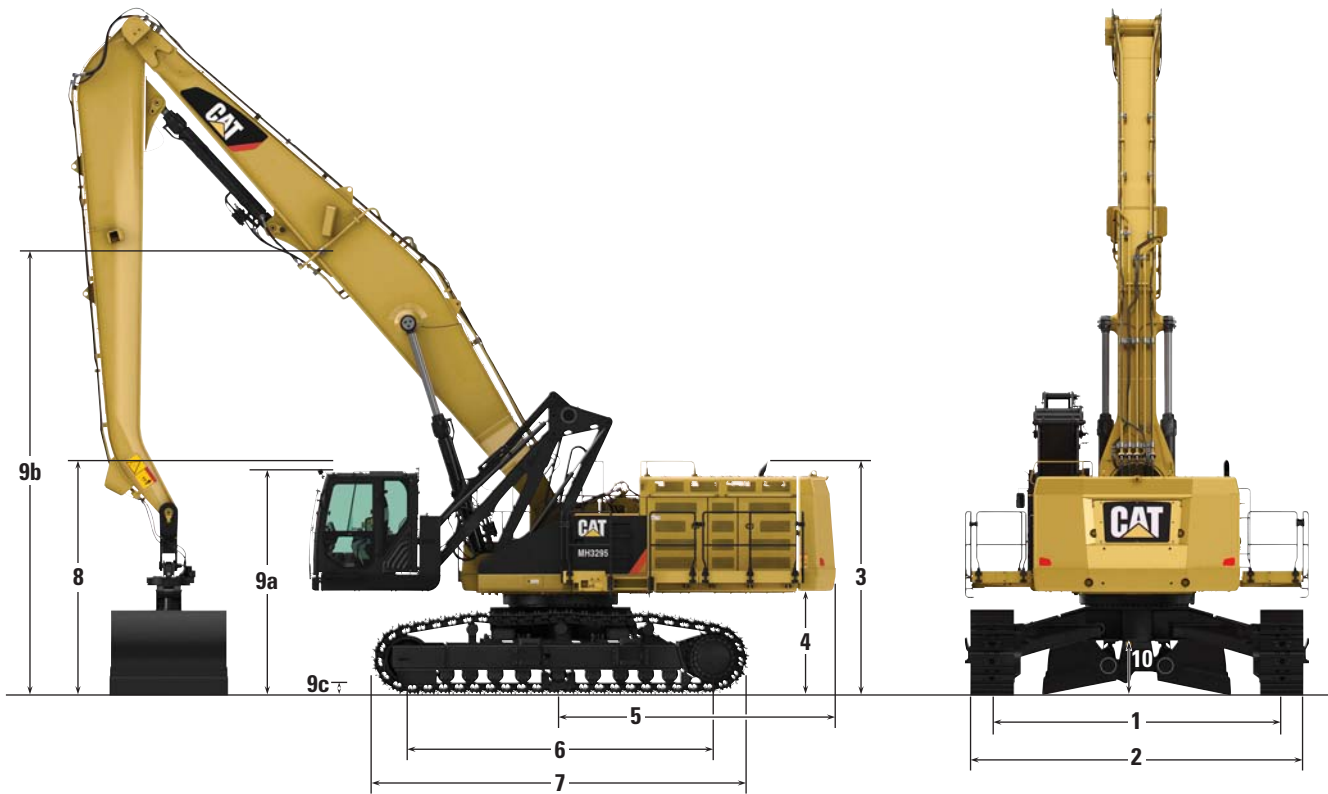
Major Component Weights

Base Machine without Counterweight and Front Linkage	67 500 kg	148,810 lb
Counterweight	13 699 kg	30,201 lb
Boom Cylinders	1920 kg	4,233 lb
Barge Front Linkage	14 070 kg	31,010 lb
Scrap Front Linkage	17 797 kg	39,236 lb

MH3295 Track Material Handler Specifications

Dimensions

All dimensions are approximate.



	Retracted		Extended	
1 Track Gauge	4039 mm	13'3"	4826 mm	15'10"
2 Track Fully Extended	4801 mm	15'9"	5528 mm	18'4"
3 Height to Top of Exhaust	3950 mm	12'11"	3950 mm	12'11"
4 Counterweight Clearance	1730 mm	5'8"	1730 mm	5'8"
5 Tail Swing Radius	4630 mm	14'4"	4630 mm	14'4"
6 Idler to Sprocket	5131 mm	16'10"	5131 mm	16'10"
7 Overall Track Length	6350 mm	20'10"	6350 mm	20'10"
8 Shipping Height – Cab Lowered	3950 mm	12'11"	3950 mm	12'11"
9a Operating Height – Cab to Platform Level*	3750 mm	12'4"	3750 mm	12'4"
9b Operating Height – Cab Fully Elevated*	7480 mm	24'7"	7480 mm	24'7"
9c Cab Clearance – Lowered to Ground	140 mm	6"	140 mm	6"
10 Ground Clearance	850 mm	33.5"	850 mm	33.5"

*Dimensions to top of cab.

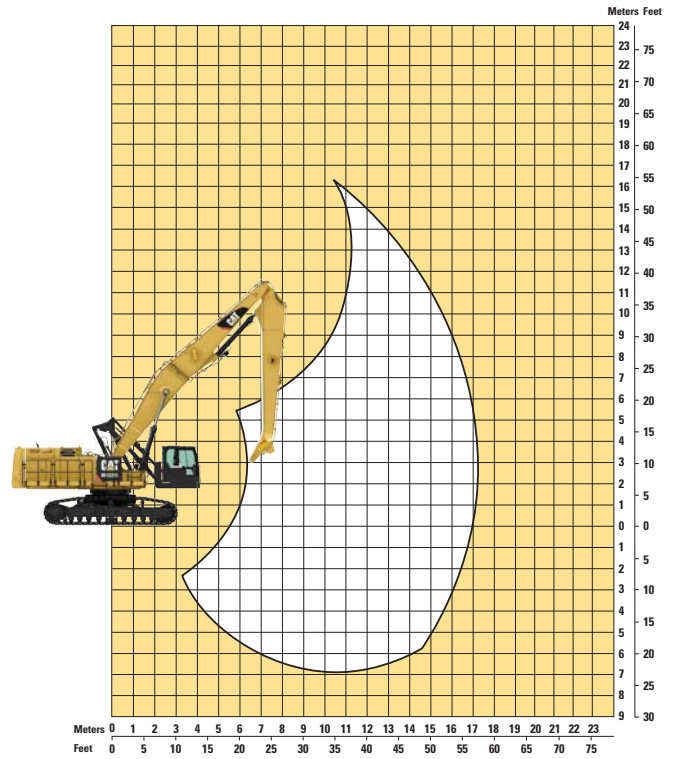
MH3295 Track Material Handler Specifications

Working Ranges

All dimensions are approximate.

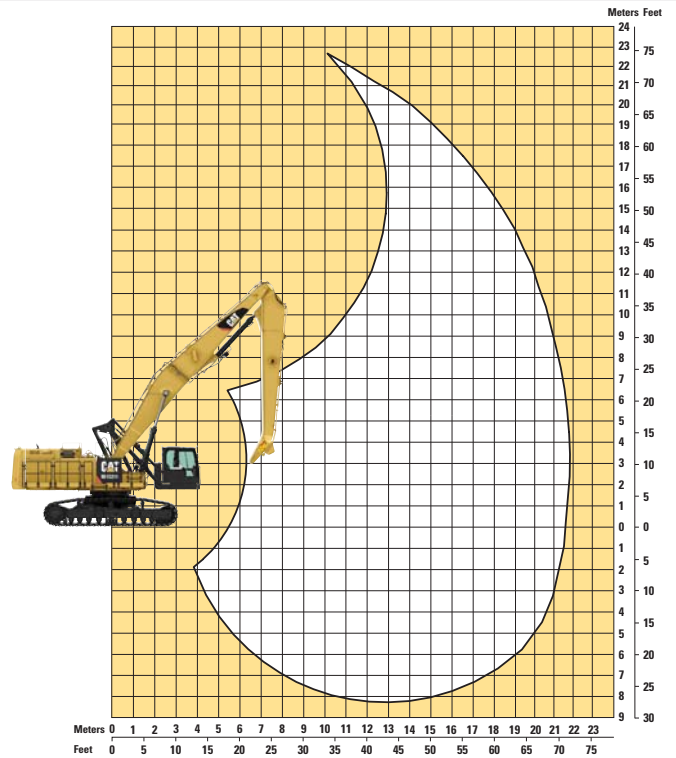
Barge Front

Maximum Horizontal Reach	17.2 m	56.5 ft
Maximum Vertical Pin Height	16.26 m	53.3 ft



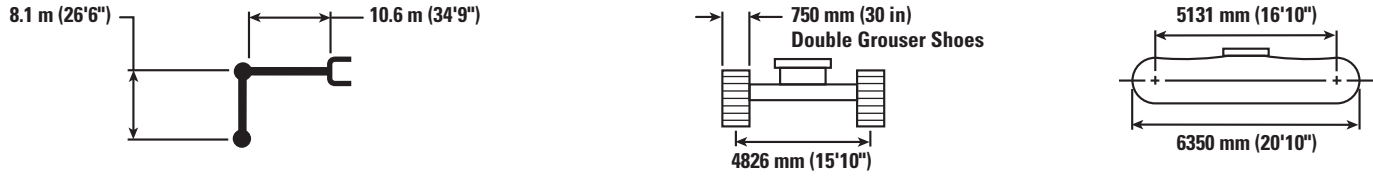
Scrap Front

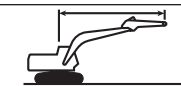










Maximum Horizontal Reach	21.8 m	71.5 ft
Maximum Vertical Pin Height	22.6 m	74.2 ft

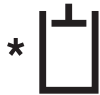


MH3295 Track Material Handler Specifications

Barge Front Lift Capacities – 17.2 m (56.5 ft)



		4.5 m/15.0 ft		6.0 m/20.0 ft		7.5 m/25.0 ft		9.0 m/30.0 ft		10.5 m/35.0 ft				m ft
														
15.0 m 50.0 ft	kg lb									*14 612 *32,213	*14 612 *32,213	*13 182 *29,061	*13 182 *29,061	12.09 39.70
13.5 m 45.0 ft	kg lb									*15 281 *33,689	*15 281 *33,689	*12 743 *28,094	*12 743 *28,094	13.47 44.20
12.0 m 40.0 ft	kg lb									*15 899 *35,052	*15 899 *35,052	*12 539 *27,644	*12 539 *27,644	14.55 47.80
10.5 m 35.0 ft	kg lb									*16 679 *36,770	*16 679 *36,770	*12 505 *27,569	*12 505 *27,569	15.41 50.60
9.0 m 30.0 ft	kg lb									*17 872 *39,400	*17 872 *39,400	*12 612 *27,804	*12 612 *27,804	16.08 52.80
7.5 m 25.0 ft	kg lb							*19 172 *42,267	*19 172 *42,267	*18 796 *41,438	*18 796 *41,438	12 219 26,939	12 219 26,939	16.57 54.40
6.0 m 20.0 ft	kg lb			*17 337 *38,221	*17 337 *38,221	*21 518 *47,439	*21 518 *47,439	*22 342 *49,255	*22 342 *49,255	*19 604 *43,220	*19 604 *43,220	11 668 25,723	11 668 25,723	16.92 55.50
4.5 m 15.0 ft	kg lb			*35 274 *77,765	*35 274 *77,765	*28 184 *62,135	*28 184 *62,135	*23 613 *52,057	*23 613 *52,057	*20 399 *44,973	*20 399 *44,973	11 297 24,906	11 297 24,906	17.12 56.20
3.0 m 10.0 ft	kg lb					*29 879 *65,873	*29 879 *65,873	*24 667 *54,382	*24 667 *54,382	*21 051 *46,410	*21 051 *46,410	11 083 24,434	11 083 24,434	17.18 56.40
1.5 m 5.0 ft	kg lb			*8870 *19,555	*8870 *19,555	*30 823 *67,953	*30 823 *67,953	*25 293 *55,761	*25 293 *55,761	*21 426 *47,237	*21 426 *47,237	11 016 24,287	11 016 24,287	17.10 56.10
0.0 m 0.0 ft	kg lb			*7635 *16,833	*7635 *16,833	*22 409 *49,404	*22 409 *49,404	*25 330 *55,844	*25 330 *55,844	21 295 46,948	21 295 46,948	11 099 24,469	11 099 24,469	16.89 55.40
-1.5 m -5.0 ft	kg lb	*3742 *8,249	*3742 *8,249	*8451 *18,631	*8451 *18,631	*18 702 *41,230	*18 702 *41,230	*24 698 *54,449	*24 698 *54,449	20 839 45,943	20 839 45,943	11 347 25,016	11 347 25,016	16.53 54.20
-3.0 m -10.0 ft	kg lb	*5802 *12,792	*5802 *12,792	*10 000 *22,047	*10 000 *22,047	*18 521 *40,831	*18 521 *40,831	*23 326 *51,424	*23 326 *51,424	*19 834 43,727	*19 834 43,727	*11 153 *24,589	*11 153 *24,589	16.01 52.50
-4.5 m -15.0 ft	kg lb			*11 916 *26,271	*11 916 *26,271	*19 817 *43,689	*19 817 *43,689	*21 192 *46,721	*21 192 *46,721	*18 118 *39,944	*18 118 *39,944	*10 519 *23,191	*10 519 *23,191	15.33 50.30
-6.0 m -20.0 ft	kg lb					*21 008 *46,315	*21 008 *46,315	*18 209 *40,145	*18 209 *40,145	*15 652 *34,506	*15 652 *34,506			



ISO 10567



*Indicates that the load is limited by hydraulic lifting capacity rather than tipping load. The above loads are in compliance with material handler lift capacity standard ISO 10567:2007. They do not exceed 87% of hydraulic lifting capacity or 75% of tipping load. Weight of all lifting accessories must be deducted from the above lifting capacities. Lifting capacities are based on the machine standing on a firm, uniform supporting surface. The use of a work tool attachment point to handle/lift objects, could affect the machine lift performance.

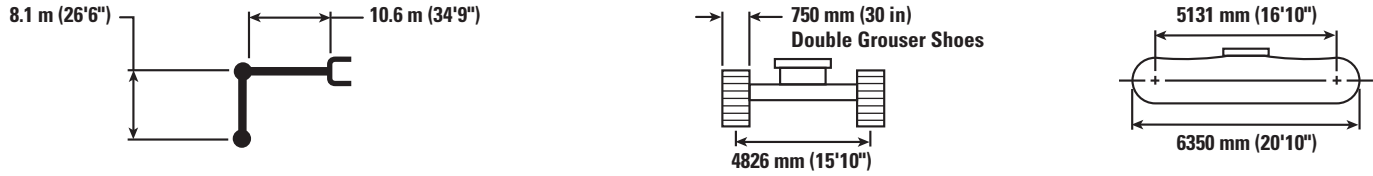
Lift capacity stays with ±5% for all available track shoes.











Always refer to the appropriate Operation and Maintenance Manual for specific product information.

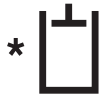
(continued on next page)

MH3295 Track Material Handler Specifications

Barge Front Lift Capacities – 17.2 m (56.5 ft)



		12.0 m/40.0 ft		13.5 m/45.0 ft		15.0 m/50.0 ft		16.5 m/55.0 ft				
												
15.0 m 50.0 ft	kg lb	*13 044 *28,758	*13 044 *28,758							*13 182 *29,061	*13 182 *29,061	12.09 39.70
13.5 m 45.0 ft	kg lb	*14 256 *31,428	*14 256 *31,428	*12 345 *27,216	*12 345 *27,216					*12 743 *28,094	*12 743 *28,094	13.47 44.20
12.0 m 40.0 ft	kg lb	*15 228 *33,572	*15 228 *33,572	*13 782 *30,384	*13 782 *30,384					*12 539 *27,644	*12 539 *27,644	14.55 47.80
10.5 m 35.0 ft	kg lb	*16 200 *35,715	*16 200 *35,715	*15 032 *33,139	*15 032 *33,139	*12 833 *28,292	*12 833 *28,292			*12 505 *27,569	*12 505 *27,569	15.41 50.60
9.0 m 30.0 ft	kg lb	*16 539 *36,462	*16 539 *36,462	*15 241 *33,600	*15 241 *33,600	*14 108 *31,103	*14 108 *31,103			*12 612 *27,804	*12 612 *27,804	16.08 52.80
7.5 m 25.0 ft	kg lb	*16 692 *37,460	*16 692 *37,460	*15 507 *34,187	*15 507 *34,187	14 067 31,013	14 067 31,013	11 981 26,413	11 981 26,413	12 219 26,939	12 219 26,939	16.57 54.40
6.0 m 20.0 ft	kg lb	*17 500 *38,580	*17 500 *38,580	*15 805 *34,844	*15 805 *34,844	13 838 30,508	13 838 30,508	11 846 26,116	11 846 26,116	11 668 25,723	11 668 25,723	16.92 55.50
4.5 m 15.0 ft	kg lb	*17 988 *39,657	*17 988 *39,657	15 981 35,233	15 981 35,233	13 581 29,940	13 581 29,940	11 683 25,756	11 683 25,756	11 297 24,906	11 297 24,906	17.12 56.20
3.0 m 10.0 ft	kg lb	*18 369 *40,497	*18 369 *40,497	15 599 34,391	15 599 34,391	13 317 29,358	13 317 29,358	11 511 25,378	11 511 25,378	11 083 24,434	11 083 24,434	17.18 56.40
1.5 m 5.0 ft	kg lb	18 069 39,835	18 069 39,835	15 241 33,600	15 241 33,600	13 068 28,810	13 068 28,810	11 350 25,023	11 350 25,023	11 016 24,287	11 016 24,287	17.10 56.10
0.0 m 0.0 ft	kg lb	17 634 38,876	17 634 38,876	14 931 32,917	14 931 32,917	12 854 28,338	12 854 28,338	11 217 24,730	11 217 24,730	11 099 24,469	11 099 24,469	16.89 55.40
-1.5 m -5.0 ft	kg lb	17 297 38,134	17 297 38,134	14 690 32,385	14 690 32,385	12 693 27,983	12 693 27,983	11 131 24,540	11 131 24,540	11 347 25,016	11 347 25,016	16.53 54.20
-3.0 m -10.0 ft	kg lb	*17 003 *37,485	*17 003 *37,485	14 533 32,039	14 533 32,039	*12 345 *27,216	*12 345 *27,216			*11 153 *24,589	*11 153 *24,589	16.01 52.50
-4.5 m -15.0 ft	kg lb	*15 481 *34,130	*15 481 *34,130	*13 093 *28,865	*13 093 *28,865	*10 679 *23,543	*10 679 *23,543			*10 519 *23,191	*10 519 *23,191	15.33 50.30
-6.0 m -20.0 ft	kg lb	*13 241 *29,192	*13 241 *29,192	*10 847 *23,914	*10 847 *23,914							



ISO 10567



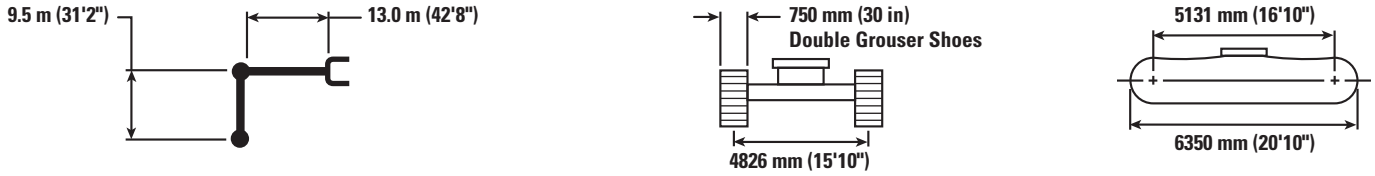
*Indicates that the load is limited by hydraulic lifting capacity rather than tipping load. The above loads are in compliance with material handler lift capacity standard ISO 10567:2007. They do not exceed 87% of hydraulic lifting capacity or 75% of tipping load. Weight of all lifting accessories must be deducted from the above lifting capacities. Lifting capacities are based on the machine standing on a firm, uniform supporting surface. The use of a work tool attachment point to handle/lift objects, could affect the machine lift performance.

Lift capacity stays with $\pm 5\%$ for all available track shoes.

Always refer to the appropriate Operation and Maintenance Manual for specific product information.

MH3295 Track Material Handler Specifications

Scrap Front Lift Capacities – 21.8 m (71.5 ft)



		4.5 m/15.0 ft		6.0 m/20.0 ft		9.0 m/30.0 ft		12.0 m/40.0 ft		13.5 m/45.0 ft		m ft		
21.0 m 70.0 ft	kg lb											*11 012 *24,278	*11 012 *24,278	11.78 38.60
19.5 m 65.0 ft	kg lb							*13 150 *28,990	*13 150 *28,990	*10 407 *22,943	*10 407 *22,943	*9986 *22,014	*9986 *22,014	13.89 45.60
18.0 m 60.0 ft	kg lb							*14 453 31,864	*14 453 31,864	*12 963 *28,579	*12 963 *28,579	*9335 *20,581	*9335 *20,581	15.56 51.10
16.5 m 55.0 ft	kg lb							*14 317 *31,564	*14 317 *31,564	*13 044 *28,758	*13 044 *28,758	*8898 *19,617	*8898 *19,617	16.93 55.50
15.0 m 50.0 ft	kg lb							*14 285 *31,494	*14 285 *31,494	*12 997 *28,653	*12 997 *28,653	*8600 *18,960	*8600 *18,960	18.06 59.20
13.5 m 45.0 ft	kg lb							*14 348 *31,631	*14 348 *31,631	*13 022 *28,709	*13 022 *28,709	*8402 *18,522	*8402 *18,522	19.01 62.30
12.0 m 40.0 ft	kg lb							*14 494 *31,953	*14 494 *31,953	*13 109 *28,900	*13 109 *28,900	*8281 *18,256	*8281 *18,256	19.79 64.90
10.5 m 35.0 ft	kg lb							*14 710 *32,431	*14 710 *32,431	*13 244 *29,197	*13 244 *29,197	7938 17,500	7938 17,500	20.42 67.00
9.0 m 30.0 ft	kg lb					*19 432 *42,840	*19 432 *42,840	*14 977 *33,018	*14 977 *33,018	*13 409 *29,561	*13 409 *29,561	7461 16,448	7461 16,448	20.93 68.60
7.5 m 25.0 ft	kg lb					*20 144 *44,411	*20 144 *44,411	*15 261 *33,645	*15 261 *33,645	*13 581 *29,940	*13 581 *29,940	7092 15,635	7092 15,635	21.31 69.90
6.0 m 20.0 ft	kg lb					*20 844 *45,953	*20 844 *45,953	*15 524 *34,224	*15 524 *34,224	*13 730 *30,270	*13 730 *30,270	6813 15,021	6813 15,021	21.58 70.80
4.5 m 15.0 ft	kg lb					*21 399 *47,177	*21 399 *47,177	*15 714 *34,644	*15 714 *34,644	*13 823 *30,475	*13 823 *30,475	6613 14,580	6613 14,580	21.74 71.30
3.0 m 10.0 ft	kg lb					*21 670 *47,775	*21 670 *47,775	*15 781 *34,792	*15 781 *34,792	*13 822 *30,473	*13 822 *30,473	6485 14,298	6485 14,298	21.79 71.50
1.5 m 5.0 ft	kg lb					*21 546 *47,501	*21 546 *47,501	*15 674 *34,555	*15 674 *34,555	13 404 29,550	13 404 29,550	6426 14,166	6426 14,166	21.73 71.30
0.0 m 0.0 ft	kg lb					*20 969 *46,229	*20 969 *46,229	15 171 33,446	15 171 33,446	12 547 28,322	12 547 28,322	6290 13,866	6290 13,866	21.56 70.70
-1.5 m -5.0 ft	kg lb			*7925 *17,471	*7925 *17,471	*19 931 *43,940	*19 931 *43,940	14 595 32,176	14 595 32,176	12 395 27,327	12 395 27,327	*5848 *12,893	*5848 *12,893	21.28 69.80
-3.0 m -10.0 ft	kg lb	*6291 *13,869	*6291 *13,869	*9129 *20,126	*9129 *20,126	*18 448 *40,671	*18 448 *40,671	*13 908 *30,662	*13 908 *30,662	12 061 26,590	12 061 26,590	*5333 *11,757	*5333 *11,757	20.88 68.50
-4.5 m -15.0 ft	kg lb			*10 492 *23,132	*10 492 *23,132	*16 534 *36,452	*16 534 *36,452	*12 731 *28,068	*12 731 *28,068	*11 140 *24,560	*11 140 *24,560	*4717 *10,399	*4717 *10,399	20.36 66.80
-6.0 m -20.0 ft	kg lb					*14 189 *31,281	*14 189 *31,281	*11 206 *24,704	*11 206 *24,704	*9810 *21,628	*9810 *21,628			
-7.5 m -25.0 ft	kg lb							*9280 *20,459	*9280 *20,459	*8102 *17,861	*8102 *17,861			



ISO 10567



*Indicates that the load is limited by hydraulic lifting capacity rather than tipping load. The above loads are in compliance with material handler lift capacity standard ISO 10567:2007. They do not exceed 87% of hydraulic lifting capacity or 75% of tipping load. Weight of all lifting accessories must be deducted from the above lifting capacities. Lifting capacities are based on the machine standing on a firm, uniform supporting surface. The use of a work tool attachment point to handle/lift objects, could affect the machine lift performance.

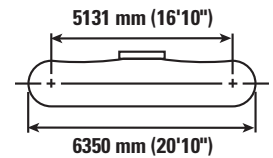
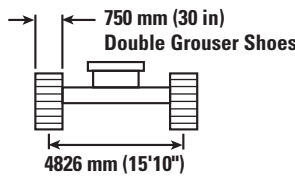
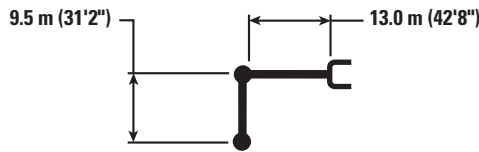
Lift capacity stays with ±5% for all available track shoes.

Always refer to the appropriate Operation and Maintenance Manual for specific product information.

(continued on next page)

MH3295 Track Material Handler Specifications

Scrap Front Lift Capacities – 21.8 m (71.5 ft)



Lift Height	15.0 m/50.0 ft		18.0 m/60.0 ft		19.5 m/65.0 ft		21.0 m/70.0 ft		21.8 m/71.5 ft		m ft
	kg lb	kg lb	kg lb	kg lb	kg lb	kg lb	kg lb	kg lb	kg lb	kg lb	
21.0 m 70.0 ft									*11 012 *24,278	*11 012 *24,278	11.78 38.60
19.5 m 65.0 ft									*9986 *22,014	*9986 *22,014	13.89 45.60
18.0 m 60.0 ft	*10 164 *22,408	*10 164 *22,408							*9335 *20,581	*9335 *20,581	15.56 51.10
16.5 m 55.0 ft	*11 969 *26,388	*11 969 *26,388							*8898 *19,617	*8898 *19,617	16.93 55.50
15.0 m 50.0 ft	*11 906 *26,249	*11 906 *26,249							*8600 *18,960	*8600 *18,960	18.06 59.20
13.5 m 45.0 ft	*11 901 *26,237	*11 901 *26,237	*10 032 *22,117	*10 032 *22,117					*8402 *18,522	*8402 *18,522	19.01 62.30
12.0 m 40.0 ft	*11 942 *26,327	*11 942 *26,327	*10 015 *22,080	*10 015 *22,080					*8281 *18,256	*8281 *18,256	19.79 64.90
10.5 m 35.0 ft	*12 016 *26,490	*12 016 *26,490	*10 010 *22,069	*10 010 *22,069	8522 18,788	8522 18,788			7938 17,500	7938 17,500	20.42 67.00
9.0 m 30.0 ft	*12 108 *26,693	*12 108 *26,693	*10 007 *22,061	*10 007 *22,061	8432 18,589	8432 18,589			7461 16,448	7461 16,448	20.93 68.60
7.5 m 25.0 ft	*12 200 *26,896	*12 200 *26,896	9691 21,364	9691 21,364	8287 18,269	8287 18,269			7092 15,635	7092 15,635	21.31 69.90
6.0 m 20.0 ft	*12 269 *27,049	*12 269 *27,049	9426 20,780	9426 20,780	8108 17,876	8108 17,876	6983 15,394	6983 15,394	6813 15,021	6813 15,021	21.58 70.80
4.5 m 15.0 ft	*12 291 *27,096	*12 291 *27,096	9144 20,160	9144 20,160	7912 17,444	7912 17,444	6866 15,137	6866 15,137	6613 14,580	6613 14,580	21.74 71.30
3.0 m 10.0 ft	11 932 26,305	11 932 26,305	8863 19,539	8863 19,539	7714 17,007	7714 17,007	6744 14,868	6744 14,868	6485 14,298	6485 14,298	21.79 71.50
1.5 m 5.0 ft	11 451 25,245	11 451 25,245	8598 18,955	8598 18,955	7527 16,595	7527 16,595	6631 14,618	6631 14,618	6426 14,166	6426 14,166	21.73 71.30
0.0 m 0.0 ft	11 027 24,311	11 027 24,311	8363 18,438	8363 18,438	7366 16,240	7366 16,240	6541 14,421	6541 14,421	6290 13,866	6290 13,866	21.56 70.70
-1.5 m -5.0 ft	10 679 23,543	10 679 23,543	8173 18,018	8173 18,018	7243 15,968	7243 15,968			*5848 *12,893	*5848 *12,893	21.28 69.80
-3.0 m -10.0 ft	10 418 22,967	10 418 22,967	8039 17,723	8039 17,723	*6567 *14,478	*6567 *14,478			*5333 *11,757	*5333 *11,757	20.88 68.50
-4.5 m -15.0 ft	*9705 *21,395	*9705 *21,395	*7010 *15,455	*7010 *15,455	*5451 *12,018	*5451 *12,018			*4717 *10,399	*4717 *10,399	20.36 66.80
-6.0 m -20.0 ft	*8479 *18,692	*8479 *18,692	*5721 *12,613	*5721 *12,613							
-7.5 m -25.0 ft	*6879 *15,166	*6879 *15,166									



ISO 10567



*Indicates that the load is limited by hydraulic lifting capacity rather than tipping load. The above loads are in compliance with material handler lift capacity standard ISO 10567:2007. They do not exceed 87% of hydraulic lifting capacity or 75% of tipping load. Weight of all lifting accessories must be deducted from the above lifting capacities. Lifting capacities are based on the machine standing on a firm, uniform supporting surface. The use of a work tool attachment point to handle/lift objects, could affect the machine lift performance.

Lift capacity stays with ±5% for all available track shoes.

Always refer to the appropriate Operation and Maintenance Manual for specific product information.

MH3295 Track Material Handler Standard Equipment

Standard Equipment

Standard equipment may vary. Consult your Cat dealer for details.

MACHINE

- C18 ACERT diesel engine meets Tier 4 Final/Stage IV emission standards
- 2300 m (7,500 ft) altitude capability with no derate
- Automatic engine speed control
- 48° C (118° F) ambient capability – 52° C (126° F) with engine derate
- 95 amp alternator
- Economy mode
- Main control valve with ACS
- Hydraulic main pump (2 pump)
- High pressure hydraulic circuit for work tool open-close function
- Medium pressure hydraulic circuit for hydraulic cab riser, work tool rotation
- Three SBS radiators for easy cleaning
- Automatic engine speed control
- Water separator in fuel line including water level sensor and indicator
- Four micron fuel filter
- Electrical priming pump with cab keyswitch auto priming
- Bio fuel capability (B20)
- Two speed travel
- LED external lights located on boom (4), stick (2), front structure (1), and cab guard (1)
- Door locks and cap locks
- Signaling/warning horn
- Mirror, rearview (cab – left)
- Steel wall between engine and pump compartment
- Cat data link with capability of using E.T.
- Boom and stick cylinder load check/lock valves
- Reverse swing damping valve
- Automatic swing parking brake
- Counterweight with lifting points and integrated rearview camera mounting
- Secondary engine shutoff switch
- Product Link standard (PL641)
- High-performance hydraulic return filter

- Auto reversing cooling fans
- Walkways meet MSHA requirements; scrap standard – barge is optional
- Air cleaner
- Battery
- S·O·SSM quick sampling valves for engine oil, hydraulic oil, and coolant
- Travel alarm with capability to intermittently disable using joystick button
- DEF “purge active” lamp (ground access)
- Secondary engine shutoff (ground access)
- Hydraulic cab riser featuring 360 degree ground level ingress/egress
- Linkage Avoidance System (LAS)
- Overload warning system
- SmartBoom™
- Fuel tank, 1225 L (323 gal)
- Service platforms on both sides
- EU Certification (all forms and plates)
- Decals, ANSI for North America only
- Decals, ISO for Europe only

CAB

- Rear vision camera
- Bolt-on FOGS capability
- Sliding upper door window
- Removable lower windshield with in-cab storage bracket
- Openable skylight (not functional with FOGS guards)
- Interior lighting
- Coat and hard hat hook
- Beverage and literature holders
- Radio mounting (DIN size)
- Radio (AM/FM) and two stereo speakers
- Storage compartment (shelf)
- Monitor with full color and graphic, video ready, language display capability
- Warning information, filter/fluid change information, working hour information
- Machine condition, error code and tool mode setting information

- Start up level check for hydraulic oil, engine oil and engine coolant
- Full time clock on monitor
- Height-adjustable armrest
- Height-adjustable consoles
- Neutral lever (lock out) for all controls
- Travel control pedals with removable hand levers
- Power supply 12V with 2 socket, 1 × 10A converter
- Pressurized operator station
- Gain/response map selection (production, normal, control)
- Cat one key security system
- Control lever pattern changing capability
- Lever (lock-out) for all controls
- Parallel wiper with washers for 70:30 split window
- Pressurized operator station (positive filtration)
- Air suspension seat with high backrest, heat, and ventilation
- Seat mounted multi-functional type joystick controls
- Washable floor mat
- Bi-level air conditioner with defroster

UNDERCARRIAGE

- Track rollers, single flange type
- Towing eye on base frame
- Heavy-duty track roller
- 750 mm (30 in) double grouser tracks
- Heavy duty bottom guards (includes upper frame swivel and travel motor guards)
- Hydraulic track adjuster
- Square undercarriage (operating configuration)
- Adjustable undercarriage width for shipping/transport

MH3295 Track Material Handler Optional Equipment

Optional Equipment

Optional equipment may vary. Consult your Cat dealer for details.

COOLING & LUBRICATION (May Select Only One)

- Bio oil and fine filtration
- Filter, fine filtration

ENGINE HEATER

- Heater, engine coolant (120V)
for North America only
- Heater, engine coolant (240V)
for Europe only

STARTING AIDS (May Select One Or More)

- Cold weather start up – two additional
batteries
- Starting aid, ether

TRACK GUIDING GUARDS

- Guard, track guide, full length
- Walkways
- Walkway, wide

MH3295 Track Material Handler

For more complete information on Cat products, dealer services, and industry solutions, visit us on the web at www.cat.com

AEHQ7801 (03-2016)
(NACD, EU)

© 2016 Caterpillar
All rights reserved

Materials and specifications are subject to change without notice. Featured machines in photos may include additional equipment. See your Cat dealer for available options.

CAT, CATERPILLAR, SAFETY.CAT.COM, their respective logos, "Caterpillar Yellow" and the "Power Edge" trade dress, as well as corporate and product identity used herein, are trademarks of Caterpillar and may not be used without permission.

VisionLink is a trademark of Trimble Navigation Limited, registered in the United States and in other countries.

